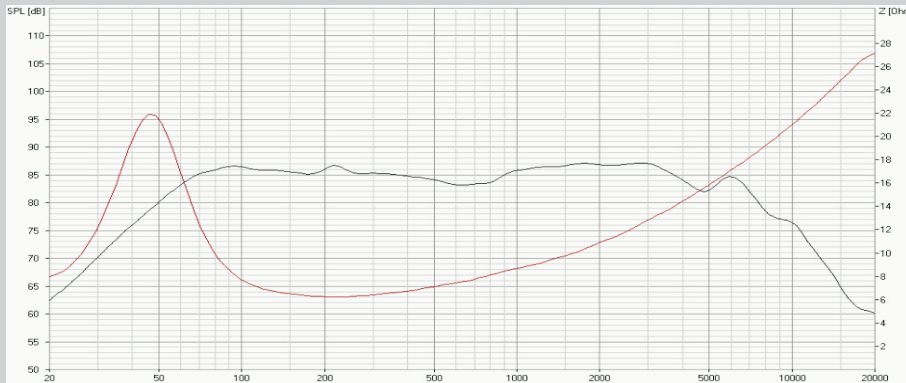


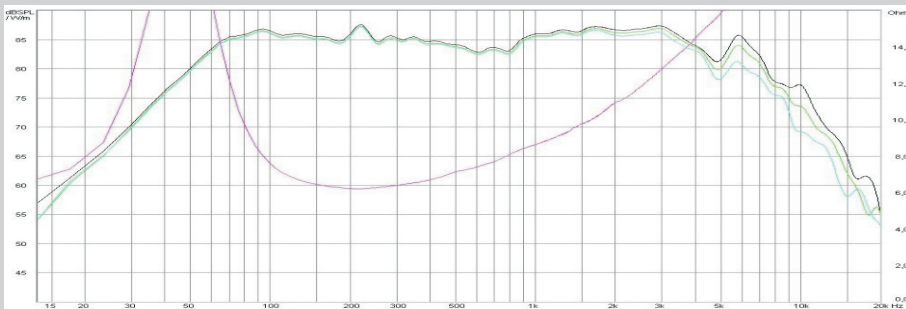


# LPG ON-BE-GA


## Schalldruck-Impedanz-Frequenzgang



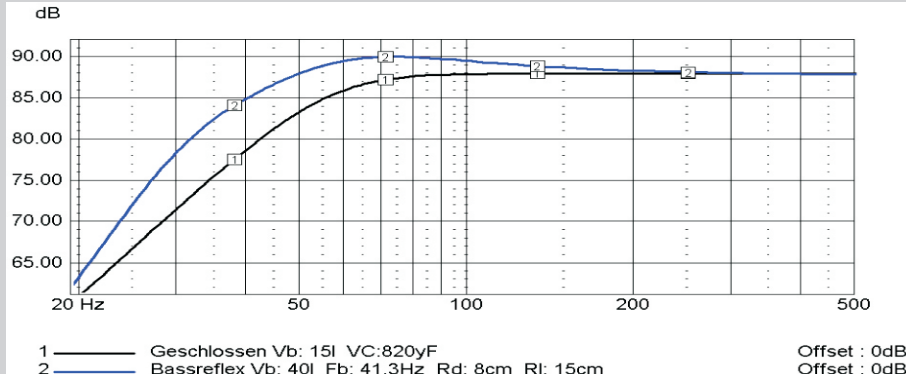
## Schalldruck-Frequenzgang 0°, 15°, 30°



## Wasserfallspektrum



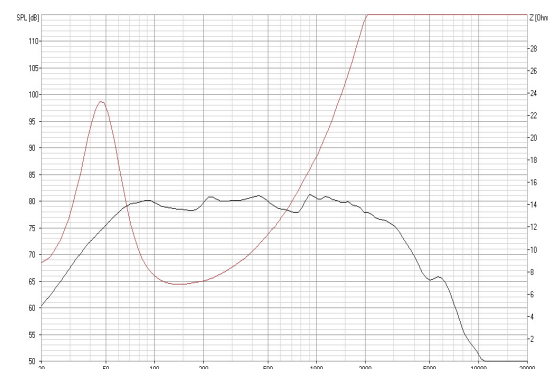
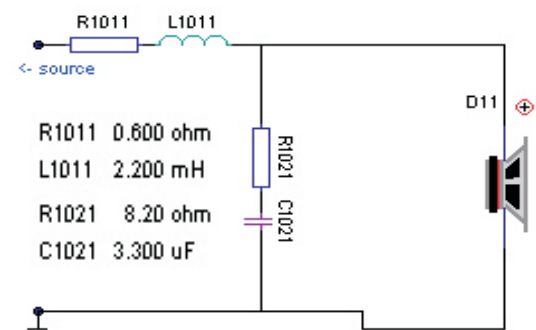
## Gehäuse



Typenbezeichnung	ON-BE-GA
Hersteller / Marke	LPG
Verwendung	Tiefmitteltöner
Membran	Papier beschichtet
Sicke	Gummi
Korb	Stahlblech
Außendurchmesser	176 mm
Einbaudurchmesser	146 mm
Einbautiefe	75 mm
Lochabstand	165 mm
Gewicht	500 g
Impedanz (Z)	8 Ohm
Frequenzbereich	fc - 4000 Hz
Mittlerer Schalldruck	(1W/1m) 86 dB

Fms	47,9 Hz	Cms	1,06 mm/N
Re	5,9 Ohm	Mms	10,2 gr
Qms	3,62	SPL	86,8 dB
Qes	0,76	Sd	139 cm <sup>2</sup>
Qts	0,64	Vas	22,0 l
Rms	0,8 kg/s	Le	0,4 mH

## Weichenvorschlag



F<sub>-6dB</sub> 3000 Hz

Abstand Oberkante: 240 mm  
Schallwandbreite: 200 mm